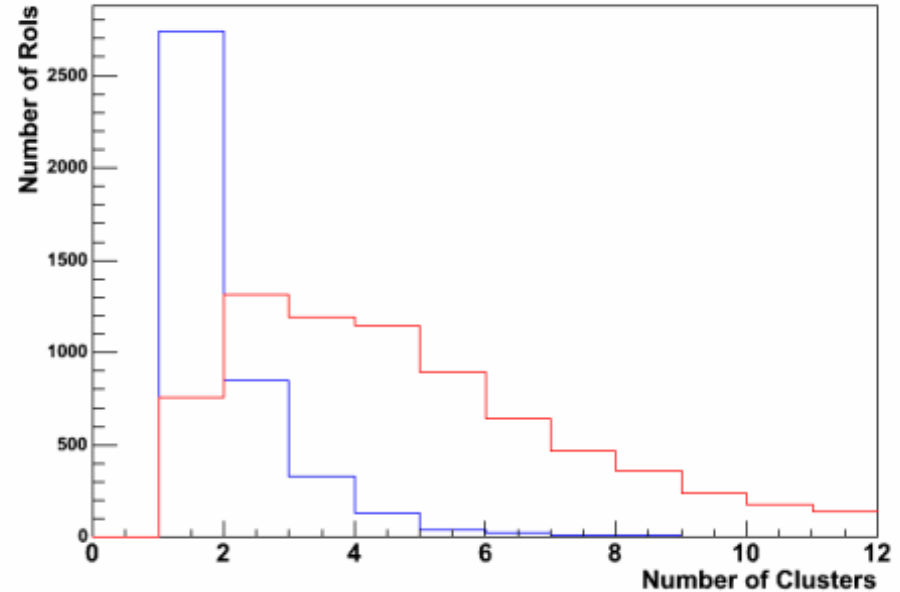


Optimization of the RoI size using the offline E/M clusters.

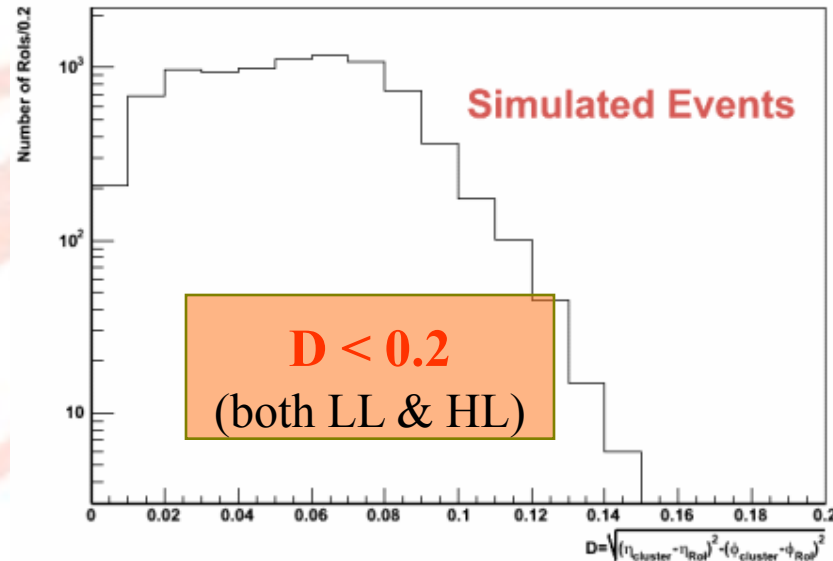
- Selection of the E/M cluster.
- Defining the regions.
- Statistics.
- Results.
- Conclusions - Next steps.

1. Selection of the EM offline clusters.

- The offline reconstruction gives
 ~ 2 clusters/RoI (LL) and ~ 4 clusters/RoI (HL).
- Needs a way to find the cluster to associate with the RoI.
- This is **NOT** going to be the case at real time: T2Calo associates **ONE cluster** with **ONE RoI**.



- Keep only the clusters which **are close** (in the eta-phi space) to the **LVL1 RoI**.



1. Selection of the EM offline clusters.

- Reject an event if:
 - more or less than one** clusters are close to the LVL1 RoI.
 - the final cluster-and its samplings-have **unreasonable values** of E,Eta,Phi.
 - the final cluster has **bad reconstructed energy**:

Well reconstructed clusters*:

$$E_T^{\text{Rec}} > 15\text{GeV (LL)}$$

$$E_T^{\text{Rec}} > 20\text{ GeV (HL)}$$

*Sample: single electrons with $P_T = 25\text{ GeV}$ at LL and $P_T=30\text{ GeV}$ at HL

2. Defining the regions.

1. Barrel:

$$(E_{BS1}, E_{BS2} \neq 0) \ \&\& \ (E_{ECS1}, E_{ECS2} = 0)$$

2. EndCap:

$$(E_{BS1}, E_{BS2} = 0) \ \&\& \ (E_{ECS1}, E_{ECS2} \neq 0)$$

3. Transition

Not in Barrel or EndCap

Constant R: $R_1=1545.3$ mm

$R_2=1759.2$ mm

Constant Z: $Z_1=3766.0$ mm

$Z_2=3980.0$ mm

Sophisticated algorithm.

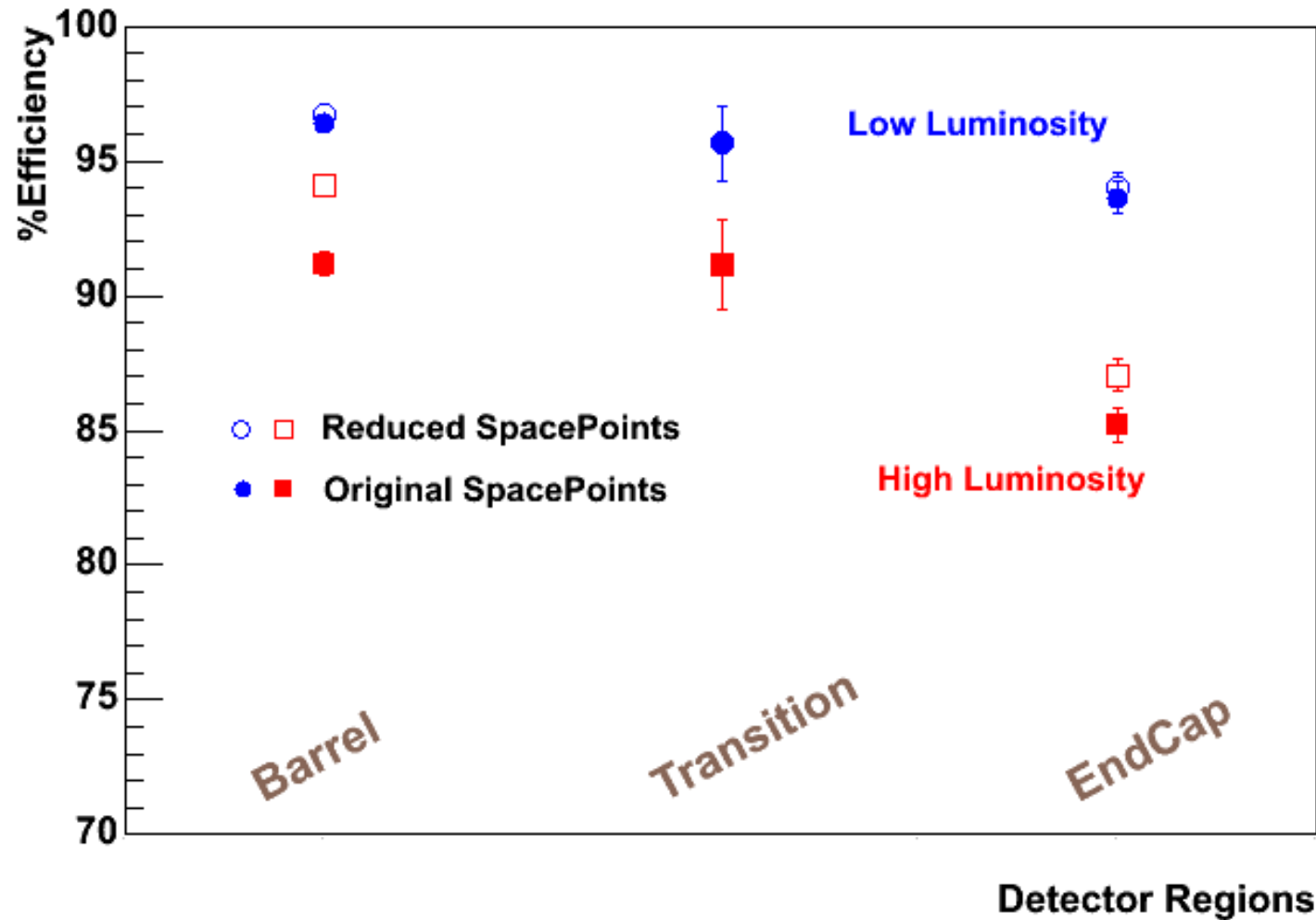
- A detailed study is being carried out to optimize the algorithm in the transition region.
- For the following results, the method **was not** applied in the transition region.

3. Statistics.

	Low Luminosity	High Luminosity
#Events reconstructed	4,500	9,000
#RoIs found	4,594	9,739
Not cluster close to RoI found:	-9	-112
More than one cluster close to RoI:	-13	-199
Selected cluster bad reconstructed:	-110	-762
Selected cluster not reasonable:	-318	-1082
#RoIs processed	4,144	7,584
Barrel:	2,299 (55.5%)	4,268 (56.3%)
Transition:	207 (5%)	283 (3.7%)
EndCap:	1,638 (39.5%)	3,033 (40%)
The method doesn't apply	218(5.3%)	394(5.2%)
Edges: ($ \eta > 2.4$)	183(4.4%)	337 (4.4%)
Transition region		
Samplings don't point to the beam:	28 (0.7%)	46 (0.6%)
Reduced RoI has zero SP:	7 (0.2%)	11 (0.1%)

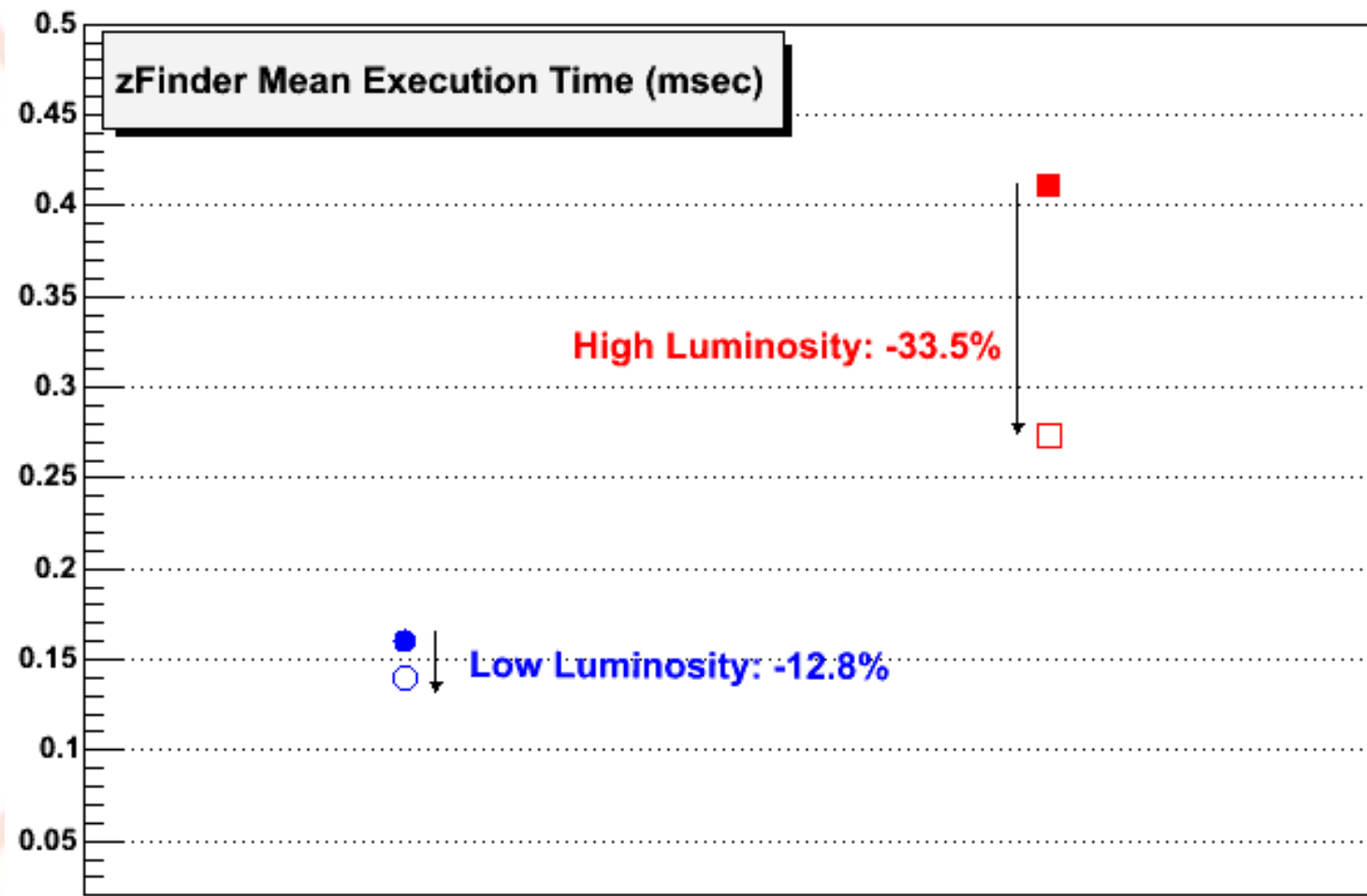
4. Results.

A. Efficiency: $|Z_{IDSCAN} - Z_{TRUE}| < 2\text{mm}$



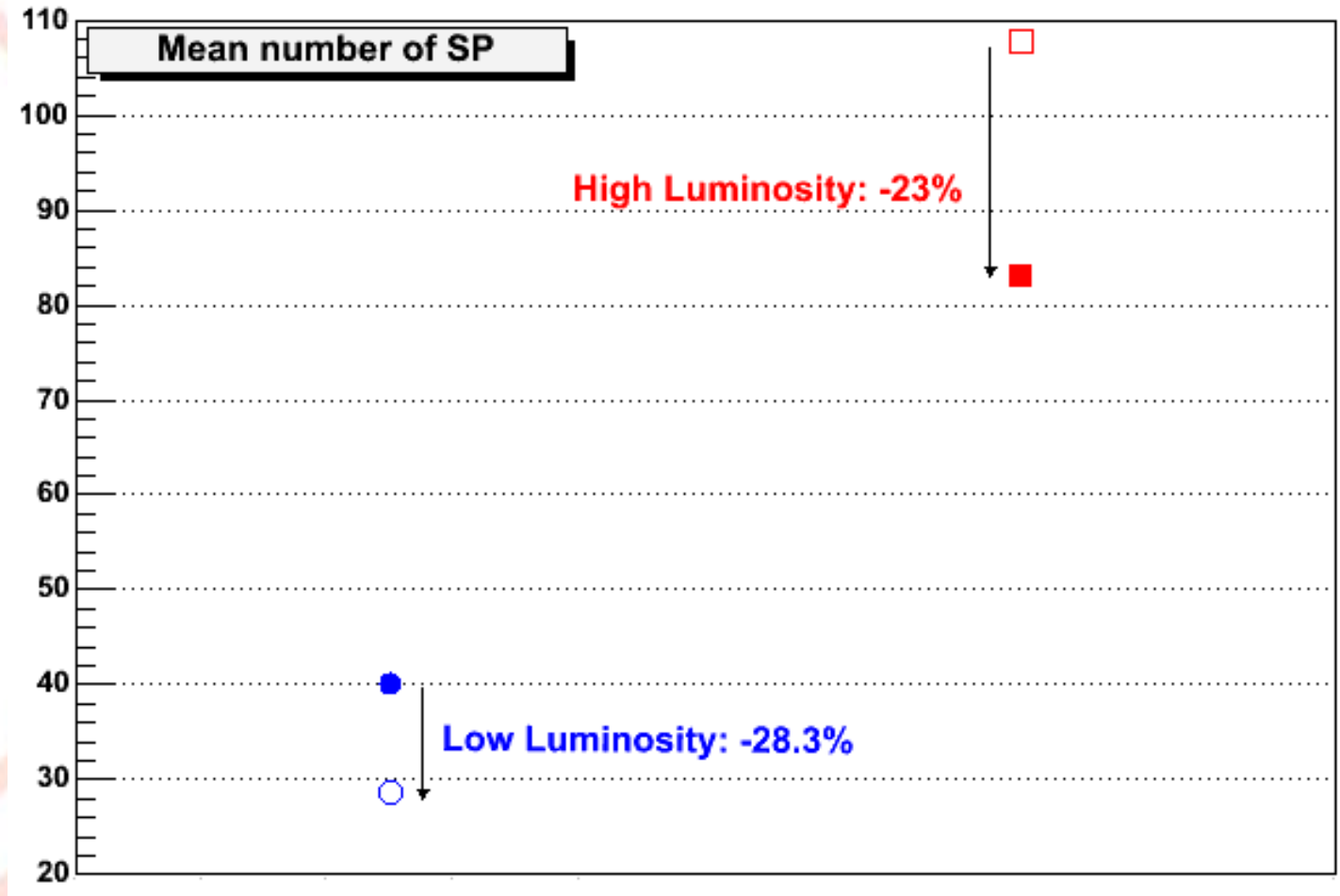
4. Results.

B. Timing: **z-finder Execution time.**



4. Results.

C . Number of SP reduction
(proportional to the algorithms' execution time).



5. Conclusions - Next steps.

- The proposed method for optimizing the RoI size **improves** our algorithms in terms of **efficiency** and **execution time**.
- I hope the performance to become better with the T2Calo clusters.
- I've started looking T2Calo, but loads of problems with which release to use.
- Now ready to run the LL and HL samples using the **UCL farm**.
- At the same time 2 major features must be implemented:
 - Deal with the **transition region**.
 - Try to parameterize the **Shower Depth**.
 - Use the cluster resolution to form a **close shape** of the RoI.